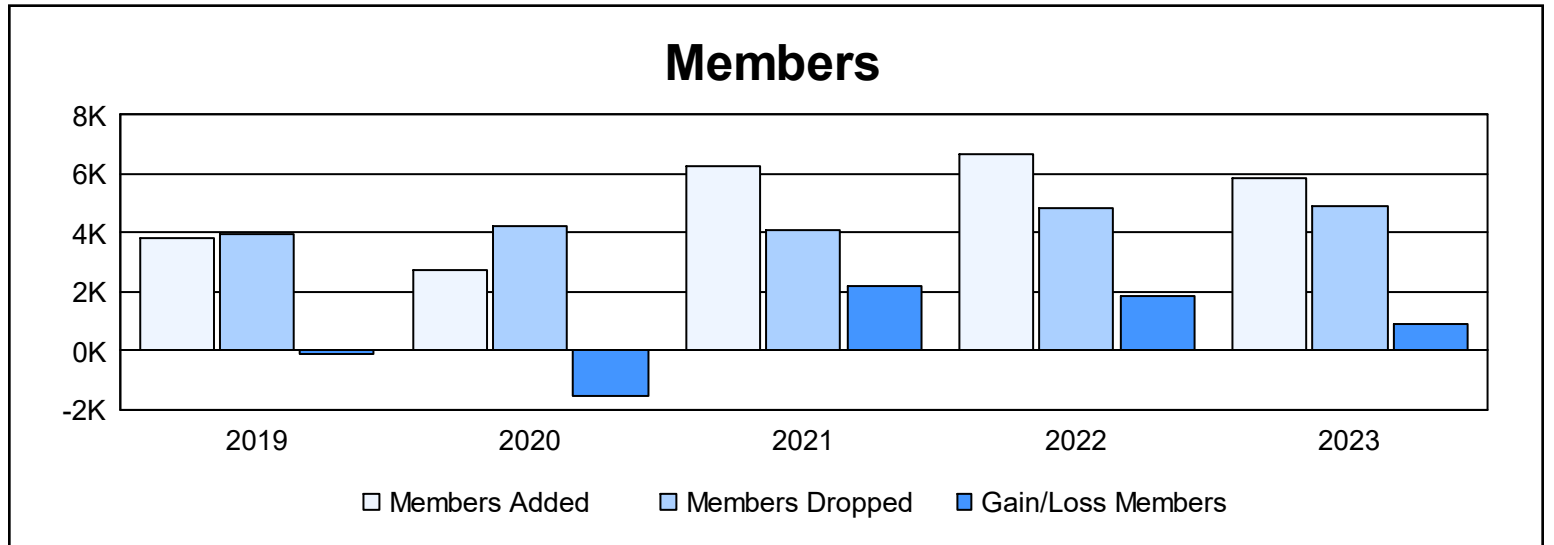
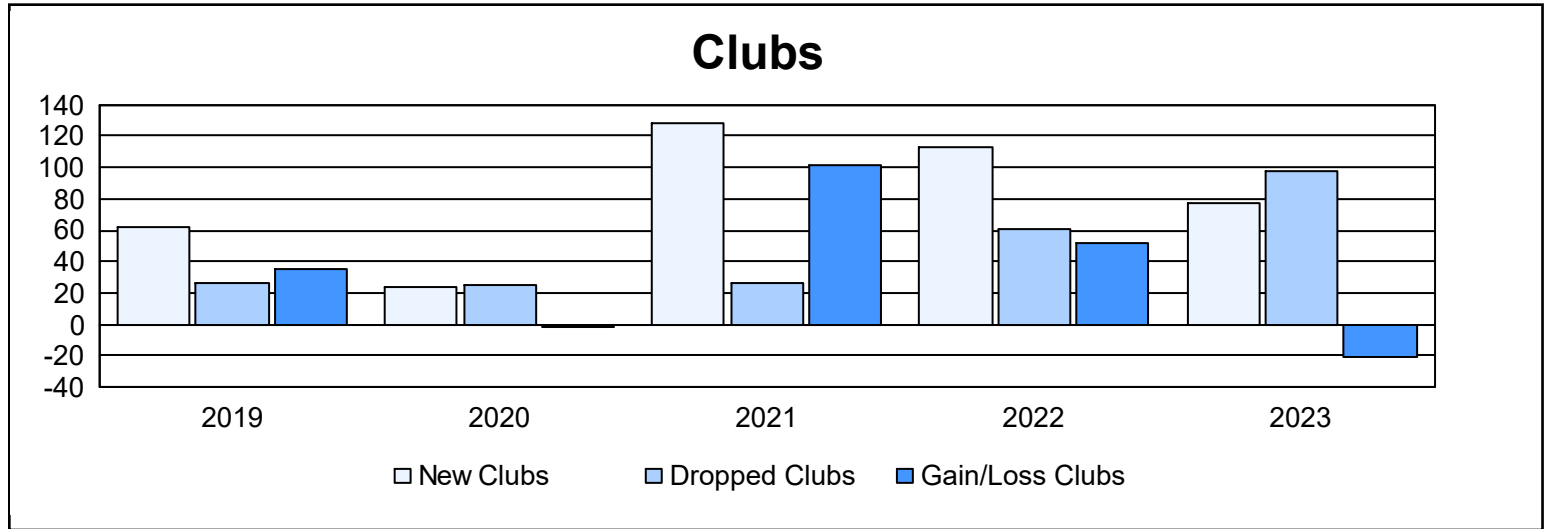
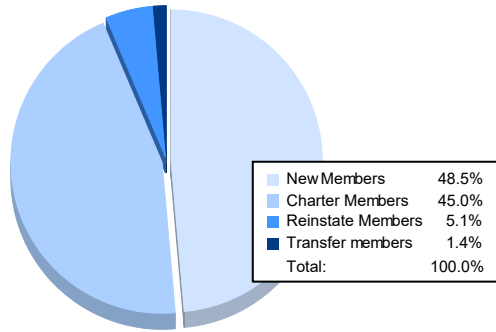


Year	New Clubs	Dropped Clubs	Gain/Loss Clubs	New Members	Charter Members	Reinstate Members	Transfer Members	Total Member Added	Total Members Dropped	Gain/Loss Members
2018-2019	62	27	35	1,718	1,672	394	41	3,825	3,936	-111
2019-2020	24	25	-1	1,280	1,008	209	213	2,710	4,227	-1,517
2020-2021	128	27	101	2,735	3,225	245	75	6,280	4,073	2,207
2021-2022	113	61	52	3,336	2,957	333	72	6,698	4,873	1,825
2022-2023	77	98	-21	2,834	2,629	296	83	5,842	4,913	929
Average	81	48	33	2,381	2,298	295	97	5,071	4,404	667



Membership Composition June 2023 Cumulative



Gender Composition June 2023 Cumulative

